



L&T Finance Holdings

BY FAX/HAND DELIVERY

October 19, 2012

National Stock Exchange of India Limited
Exchange Plaza,
Plot No.C/1, G Block,
Bandra- Kurla Complex, Bandra (East),
Mumbai-400 051.

Bombay Stock Exchange Limited
Corporate Relations Department,
1st Floor, New Trading Ring,
P.J.Towers, Dalal Street,
Mumbai- 400 001.

Kind Attn: Head – Listing Department / Dept of Corporate Communications

Dear Sir,

Sub: Consolidated Unaudited Financial Results under clause 41 of the Listing Agreement

This has reference to our letter of even date for submitting Standalone Unaudited Financial Results of the Company for the quarter and half year ended September 30, 2012.

Please find enclosed herewith Consolidated Unaudited Financial Results of the Company for the quarter and half year ended September 30, 2012 along with Press Release and Limited Review Report of the Statutory Auditors.

Kindly take the same on record.

Thanking you,

Yours faithfully,

For **L&T Finance Holdings Limited**

N. Suryanarayanan
Company Secretary

Encl: as above

L&T Finance Holdings Limited
Corporate Office:
8th Floor, The Metropolitan, C-26/C-27, E Block, Bandra-Kurla Complex,
Bandra (East), Mumbai - 400 051, India
Tel: +91 22 6737 2951 Fax: +91 22 6737 2900

Registered Office:
L&T House, N. M. Marg
Ballard Estate
Mumbai 400 001, India

L&T Finance Holdings Limited is a subsidiary of Larsen & Toubro Limited



SHARP & TANNAN
Chartered Accountants

**REVIEW REPORT
FOR THE QUARTER ENDED 30TH SEPTEMBER, 2012**

We have reviewed the accompanying Statement of Consolidated Unaudited Financial Results of **L&T Finance Holdings Limited** and its subsidiaries and associate (the '**L&T Finance Holdings Group**') for the quarter ended 30th September, 2012 (the "Statement") being submitted by the Company pursuant to Clause 41 of the Listing Agreements with the Stock Exchanges in India, except for the disclosures regarding 'Public Shareholdings' and 'Promoters and Promoter Group Shareholding' which have been traced from disclosures made by the management and have not been reviewed by us. This Statement has been prepared by the Company, which has been initialed by us for identification purposes. This Statement is the responsibility of the Company's Management and has been approved by the Board of Directors on 19th October, 2012. Our responsibility is to issue a report on the Statement based on our review.

We conducted our review in accordance with the 'Standard on Review Engagements (SRE) 2410', *Review of Interim Financial Information Performed by the Independent Auditor of the Entity* issued by the Institute of Chartered Accountants of India. This Standard requires that we plan and perform the review to obtain moderate assurance as to whether the Statement is free of material misstatements. A review is limited primarily to inquiries of Company personnel and analytical procedures applied to financial data and thus provide less assurance than an audit. We have not performed an audit and accordingly, we do not express an audit opinion.

In respect of the financial statements of certain subsidiaries, we did not carry out the review. These financial statements have been audited/reviewed by other auditors whose reports have been furnished to us, and in our opinion, insofar as it relates to the amounts included in respect of the subsidiaries are based solely on the reports of the other auditors. The details of assets and revenues in respect of these subsidiaries, to the extent to which they are reflected in the Consolidated Unaudited Financial Results are given below:

Audited/reviewed by other auditors:	Total assets	Total revenues	Rs. Lakh Net cash flows
Subsidiaries	1,246,999.72	75,864.54	(199.04)

We further report that in respect of an associate, we did not carry out the review. The said financial statements have been certified by the management and have been furnished to us and in our opinion; insofar as it relates to the amounts included in respect of an associate is based solely on these certified financial statements.

Since, the financial statements for the quarter ended 30th September 2012, which were compiled by the management of this company, were not reviewed; any adjustments to their balances could have consequential effects on the attached consolidated financial statements. However, the size of the associate in the consolidated position is not significant in relative terms. The details of net carrying cost of investment and current period share of profit or loss in respect of the associate, to the extent to which they are reflected in the consolidated financial statements are given below:

Certified by management:	Net carrying cost of investment (net of provision for diminution)	Rs. Lakh Share of profit/ (loss)
Associate	Nil	Nil



Ravindra Annexe, 194, Churchgate Reclamation, Dinshaw Vachha Road, Mumbai - 400 020, India.
Tel. (22) 2204 7722/23, 6633 8343 - 47 Fax (22) 6633 8352 E-mail : sharp@bom3.vsnl.net.in

Farook M. Kobla Shreedhar T. Kunte Milind P. Phadke L. Vaidyanathan Rammath D. Kare Ashwin B. Chopra
Edwin Augustine Raghunath P. Acharya Firdosh D. Buchia Tirtharaj A. Khot Pavan K. Aggarwal

Also at Pune. Associate Offices : Bangalore, Chennai, Goa, Hyderabad & New Delhi

SHARP & TANNAN

LETTER NO: _____

SHEET NO: _____

Based on our review conducted as above, nothing has come to our attention that causes us to believe that the accompanying Statement of Consolidated Unaudited Financial Results prepared in accordance with applicable accounting standards notified pursuant to the Companies (Accounting Standards) Rules, 2006 and other recognised accounting practices and policies has not disclosed the information required to be disclosed in terms of Clause 41 of the Listing Agreement including the manner in which it is to be disclosed, or that it contains any material misstatement.



Mumbai, 19th October, 2012


SHARP & TANNAN
Chartered Accountants
Registration No. 109982W
by the hand of

A handwritten signature in blue ink, appearing to be "Milind P. Phadke".

MILIND P. PHADKE
Partner
Membership No.033013

PART I : STATEMENT OF CONSOLIDATED UNAUDITED FINANCIAL RESULTS FOR THE QUARTER AND HALF YEAR ENDED SEPTEMBER 30, 2012							
Sr. No.	Particulars	Quarter ended			Half year ended		Year ended
		September, 30,	June 30,	September, 30,	September, 30,	September, 30,	March 31,
		2012	2012	2011	2012	2011	2012
		(Unaudited)			(Unaudited)		(Audited)
1	Income from operations	93,514.48	90,632.92	72,501.33	184,147.40	135,454.47	298,089.78
2	Expenses:						
	a) Employee benefits	4,439.56	4,320.88	3,510.15	8,760.44	6,203.58	15,118.58
	b) Professional fees	2,223.41	2,479.33	1,613.24	4,702.74	3,096.20	7,103.06
	c) Allowances and write-offs	5,604.10	5,787.54	4,440.11	11,391.64	6,855.87	18,344.00
	d) Depreciation and amortisation	1,529.80	1,520.53	1,624.51	3,050.33	3,188.54	6,003.76
	e) Other expenses	5,168.62	4,923.74	3,267.71	10,092.36	7,153.47	15,644.25
	Total expenses:	18,965.49	19,032.02	14,455.72	37,997.51	26,497.66	62,213.65
3	Profit from operations before other income, finance costs and exceptional items (1-2)	74,548.99	71,600.90	58,045.61	146,149.89	108,956.81	235,876.13
4	Other income	652.06	771.15	854.03	1,423.21	1,575.97	2,640.35
5	Profit from ordinary activities before finance costs and exceptional items (3+4)	75,201.05	72,372.05	58,899.64	147,573.10	110,532.78	238,516.48
6	Finance costs	54,539.13	54,209.11	40,931.18	108,748.24	78,000.15	170,091.84
7	Profit from ordinary activities after finance costs but before exceptional items (5-6)	20,661.92	18,162.94	17,968.46	38,824.86	32,532.63	68,424.64
8	Exceptional items	-	-	-	-	-	-
9	Profit from ordinary activities before tax (7-8)	20,661.92	18,162.94	17,968.46	38,824.86	32,532.63	68,424.64
10	Tax expense:						
	a) Current tax	8,570.42	5,859.58	6,150.00	14,430.00	13,290.00	25,853.28
	b) Deferred tax	(2,282.31)	235.73	(605.52)	(2,046.58)	(2,809.02)	(2,908.15)
	Total tax expense	6,288.11	6,095.31	5,544.48	12,383.42	10,480.98	22,945.13
11	Net profit from ordinary activities after tax (9-10)	14,373.81	12,067.63	12,423.98	26,441.44	22,051.65	45,479.51
12	Extraordinary items	-	-	-	-	-	-
13	Net profit for the period/ year (11+12)	14,373.81	12,067.63	12,423.98	26,441.44	22,051.65	45,479.51
14	Paid-up equity share capital (Face value of ₹ 10 each)	171,476.16	171,476.16	171,472.98	171,476.16	171,472.98	171,476.16
15	Reserves excluding Revaluation Reserve						303,798.54
16	Earnings per share (EPS):						
	a) Basic EPS before and after extraordinary items (₹) (* not annualised)	*0.84	*0.70	*0.77	*1.54	*1.45	2.81
	b) Diluted EPS before and after extraordinary items (₹) (* not annualised)	*0.84	*0.70	*0.77	*1.54	*1.45	2.81
17	Non-Performing Assets (NPA) Ratios:						
	a) Amount of Gross NPA						
	- Other than Micro Finance	41,758.70	34,667.70	22,971.86	41,758.70	22,971.86	32,904.12
	- Micro Finance	7,008.63	6,970.00	20,239.69	7,008.63	20,239.69	12,045.76
	Total	48,767.33	41,637.70	43,211.55	48,767.33	43,211.55	44,949.88
	b) Amount of Net NPA						
	- Other than Micro Finance	30,415.06	25,297.43	15,403.46	30,415.06	15,403.46	23,343.23
	- Micro Finance	2,853.13	4,312.00	10,626.30	2,853.13	10,626.30	5,798.07
	Total	33,268.19	29,609.43	26,029.76	33,268.19	26,029.76	29,141.30
	c) Gross NPA (%)	1.81%	1.63%	2.04%	1.81%	2.04%	1.80%
	d) Net NPA (%)	1.24%	1.17%	1.24%	1.24%	1.24%	1.17%

PART II : SELECT INFORMATION FOR THE QUARTER AND HALF YEAR ENDED SEPTEMBER 30, 2012							
A	PARTICULARS OF SHAREHOLDING						
1	Public shareholding						
	- Number of shares	297,737,391	297,737,391	297,705,566	297,737,391	297,705,566	297,737,391
	- Percentage of shareholding	17.36%	17.36%	17.36%	17.36%	17.36%	17.36%
2	Promoters and Promoter Group shareholding						
	a) Pledged / encumbered						
	- Number of shares	Nil	Nil	Nil	Nil	Nil	Nil
	- Percentage of shares (as a % of the total shareholding of promoters and promoter group)	NA	NA	NA	NA	NA	NA
	(as a % of the total shareholding of promoter and promoter group)						
	- Percentage of shares (as a % of the total share capital of the Company)	NA	NA	NA	NA	NA	NA
	b) Non-encumbered						
	- Number of shares	1,417,024,221	1,417,024,221	1,417,024,221	1,417,024,221	1,417,024,221	1,417,024,221
	- Percentage of shares (as a % of the total shareholding of promoters and promoter group)	100%	100%	100%	100%	100%	100%
	(as a % of the total shareholding of promoter and promoter group)						
	- Percentage of shares (as a % of the total share capital of the Company)	82.64%	82.64%	82.64%	82.64%	82.64%	82.64%



Particulars	Quarter ended September 30, 2012
B INVESTOR COMPLAINTS	
Pending at the beginning of the quarter	Nil
Received during the quarter	3
Disposed off during the quarter	3
Remaining unresolved at the end of the quarter	Nil

CONSOLIDATED STATEMENT OF ASSETS AND LIABILITIES AS AT SEPTEMBER 30, 2012

(₹ Lakh)


Sr. No.	Particulars	As at	As at
		September 30,	March 31,
		2012	2012
		(Unaudited)	(Audited)
A	EQUITY AND LIABILITIES		
1	Shareholders' funds		
	(a) Share capital	171,476.16	171,476.16
	(b) Reserves and surplus	330,030.49	303,798.54
	Sub-total - Shareholders' funds	501,506.65	475,274.70
2	Non-current liabilities		
	(a) Long-term borrowings	1,536,405.11	1,571,852.70
	(b) Other long-term liabilities	21,141.58	16,834.46
	(c) Long-term provisions	6,394.71	5,840.81
	Sub-total - Non-current liabilities	1,563,941.40	1,594,527.97
3	Current liabilities		
	(a) Short-term borrowings	286,012.40	204,649.75
	(b) Trade payables	881.28	2,320.82
	(c) Other current liabilities	627,743.02	412,167.94
	(d) Short-term provisions	3,939.22	4,334.41
	Sub-total - Current liabilities	918,575.92	623,472.92
	TOTAL - EQUITY AND LIABILITIES	2,984,023.97	2,693,275.59
B	ASSETS		
1	Non-current assets		
	(a) Fixed assets	53,575.37	51,108.44
	(b) Goodwill on consolidation	4,160.10	4,160.10
	(c) Non-current investments	68,538.96	66,176.09
	(d) Deferred tax assets (net)	8,137.93	6,091.34
	(e) Long-term loans and advances	4,214.74	4,665.35
	(f) Long-term loans and advances towards financing activities	1,743,766.28	1,665,855.80
	(g) Other non-current assets	16,984.06	22,385.77
	Sub-total - Non-current assets	1,899,377.44	1,820,442.89
2	Current assets		
	(a) Current investments	94,027.08	10,809.84
	(b) Trade receivables	872.61	857.58
	(c) Cash and bank balances	10,973.07	11,274.88
	(d) Short-term loans and advances towards financing activities	208,861.64	166,623.11
	(e) Other current assets	769,912.13	683,267.30
	Sub-total - Current assets	1,084,646.53	872,832.71
	TOTAL - ASSETS	2,984,023.97	2,693,275.60

Notes:

- The consolidated financial statements are prepared in accordance with the Accounting Standard (AS) 21 Consolidated Financial Statements notified by the Companies (Accounting Standards) Rules, 2006.
- Pursuant to Clause 41 of the Listing Agreement, the Company has opted to publish the consolidated financial results. Both the consolidated and standalone financial results have been submitted to the BSE Limited (BSE) and National Stock Exchange of India Limited (NSE), where the equity shares of the Company are listed. The standalone financial results for the quarter ended September 30, 2012 are summarized below and detailed financial results are also available on the Company's website www.lifinanceholdings.com.

(₹ Lakh)

Particulars	Quarter ended			Half year ended		Year ended
	September, 30,	June 30,	September, 30,	September, 30,	September, 30,	March 31,
	2012	2012	2011	2012	2011	2012
			(Unaudited)	(Unaudited)	(Audited)	
Income from operations	2,081.10	1,254.91	2,086.92	3,336.01	2,086.92	11,183.50
Profit before tax	1,651.93	918.17	1,597.25	2,570.10	590.11	8,889.99
Profit after tax	1,113.82	496.74	1,372.25	1,610.56	365.11	7,125.03




3 Utilisation of IPO proceeds

(₹ Lakh)


Particulars	Amount
Amount received from IPO - (A)	124,500.00
Deployment of IPO proceeds:	
(1) Repayment of intercorporate deposits, issued by our promoter company and subsidiary company	47,487.85
(2) Infusion of capital in L&T Infrastructure Finance Company Limited	27,500.00
(3) Share issue expenses	4,891.01
(4) Capital infusion in any of the Company's direct or indirect subsidiaries, inorganic growth of the Company's businesses	
(a) Infusion of capital in L&T FinCorp Limited	20,000.00
(b) Infusion of capital in L&T Unnati Finance Limited	195.00
(c) Investment in unsecured Non Convertible Debentures (in the nature of perpetual Tier - I Debt) of L&T Finance Limited	20,000.00
Total deployment of IPO proceeds - (B)	120,073.86
Balance amount to be utilised (A-B)	4,426.14
Interim utilisation of balance IPO proceeds :	
(1) Intercorporate deposits with subsidiary companies	2,016.00
(2) Investment in Mutual fund (net of earnings on interim utilisation)	2,196.98
(3) Total balance available in bank account as on September 30, 2012	213.16
Total	4,426.14

- 4 At the consolidated level, the main business of the Company is financing. Further, all activities are carried out within India. As such, there are no separate reportable segments as per the Accounting Standard (AS) 17 Segment Reporting notified by the Companies (Accounting Standards) Rules, 2006.
- 5 Previous periods/ year figures have been regrouped/reclassified to make them comparable with those of current period.
- 6 The results for the quarter ended September 30, 2012 have been subjected to Limited Review by the Statutory Auditors, reviewed by the Audit Committee and approved by the Board of Directors at its meeting held on October 19, 2012.

For and on behalf of the Board of Directors
L&T Finance Holdings Limited


Y.M. Deosthalee
Chairman & Managing Director

Place : Mumbai
Date : October 19, 2012





L&T Finance Holdings

Press Release – L&T Finance Holdings Limited

Financial performance for the quarter and half year ended 30th September, 2012

Consolidated Profits for the half year grows by 19.91%

Friday, 19th September, 2012, Mumbai: L&T Finance Holdings (L&TFH) today released details of their financial performance for the quarter ended 30th September, 2012.

Highlights of the performance:

- **Healthy growth in assets:** Loans & Advances as on 30th September 2012 grew by **27.23%** year on year.
- **Growth in Profit after Taxes (PAT):** The Consolidated PAT for the half year grew by **19.91%** y-o-y to Rs. Rs 264.41 Cr. The Consolidated PAT for the quarter grew by **19.10%** q-o-q and 15.69% y-o-y to Rs 143.73 Cr.
- **Asset quality:** Gross NPAs stood at 1.81% of loan assets as on 30th September 2012 as compared to 2.04% as on 30th September 2011.

Assets:

Loans and Advances grew by 27.23% to Rs. 27,662.04 Cr. as on 30th September 2012 as compared to Rs. 21,741.81 Cr. as on 30th September 2011 and by 5.64% as compared to Rs. 26,184.16 Cr as on 30th June 2012.

The total disbursements for the half year aggregated to Rs. 8,900 Cr, (Previous Year Rs. 9,805 Cr), Of this, L&T Infrastructure Finance Company disbursed Rs. 1841 Cr, (Previous Year Rs. 2,846 Cr) and L&T Finance (including L&T Fincorp), disbursed Rs. 7059 Cr (Previous Year Rs. 6,959 Cr)

Lower disbursements are a reflection of the current environment in the Infrastructure sector and corporate sector impacting disbursements in infrastructure, corporate and construction equipment segment and our cautious approach to credit selection. The disbursement in Rural Products Finance at Rs. 1369 Cr, showed a robust a 32% growth over previous year.

In L&T Infra loan assets were Rs. 12,037.25 Cr as on 30th September 2012, a growth of 31.69% over last year. L&T Finance (including L&T Fincorp) loan assets grew by 24.01% over last year to Rs. 15,626.54 Cr as on 30th September 2012. The share of project assets in L&T Infra has increased to 67%, of which almost 50% are operational assets.

L&T Finance Holdings Limited

Corporate Office:
8th Floor, City 2 Plot No 177, CST Road,
Near Bandra Kurla Telephone Exchange
Kalina, Santacruz (East) Mumbai - 400098

Registered Office:
L&T House, N. M. Marg
Ballard Estate
Mumbai 400 001, India



L&T Finance Holdings

Profit after Taxes:

L&TFH reported a consolidated PAT of Rs.264.41 Cr. for the half year ended 30th September 2012, as against Rs. 220.52 Cr. for the same period in FY11 representing a growth of 19.91%. The consolidated PAT for the quarter grew by 19.10% q-o-q to Rs 143.73 Cr. The growth is attributable on stable interest costs and improvement in operational efficiency.

The Net Interest Margins for the quarter showed a small improvement reflecting the reduction in the short-term interest rates.

The growth in the profits is after considering

- Provision of Rs 72.06 Cr against Non-performing loans (Previous year Rs.50.36 Cr) including Rs.28.68 Cr (Previous year Rs 25.00 Cr) against the AP Micro-finance portfolio in LTF, LT Infra and LT FinCorp
- Additional provision of Rs. 35.26 Cr in L&T Infra against certain standard assets reflecting our cautious approach.

Non-Performing Assets:

Gross NPA (excluding Micro-finance business) stood at Rs. 417.61 Cr. and 1.56% as a percentage of gross advances (excluding Micro-finance business) as on 30th September 2012. The same was Rs. 229.73 Cr. and 1.10% as on 30th September 2011 and Rs. 346.68 Cr. and 1.37% as on 30th June 2012. The increase in Gross NPA was primarily as a result of stress in the economic environment.

In addition to provision for NPAs, L&T Infra carries additional provision of Rs. 55.90 Cr as a measure of caution.

Gross NPA (including Micro-finance business) stood at Rs. 487.68 Cr. or 1.81% as a percentage of gross advances (including Micro-finance business) as on 30th September 2012 as against Rs. 432.12 Cr. 2.04% as on 30th September 2011 and Rs. 416.38 Cr. and 1.63% as on 30th June 2012.

Update on IPHF (LTFH's acquisition in Housing Finance)

LTFH successfully completed the acquisition of Indo Pacific Housing Finance Limited (IPHF).

As of its last audit, for the year ended March 2012, IPHF had a loan book of Rs. 161 cr., primarily consisting of loans to self-employed and low income category borrowers. LTFH believes that its brand and reach will enable building a robust and valuable housing finance portfolio. The acquisition gives LTFH the opportunity

L&T Finance Holdings Limited

Corporate Office:
8th Floor, City 2 Plot No 177, CST Road,
Near Bandra Kurla Telephone Exchange
Kalina, Santacruz (East) Mumbai - 400098

Registered Office:
L&T House, N. M. Marg
Ballard Estate
Mumbai 400 001, India



L&T Finance Holdings

to explore both complementary geographies and customer segments. LTFH's plan is to build a balanced portfolio by adding salaried and urban customers by using L&T's presence as a contractor and developer.

The acquisition furthers lends to LTFH's philosophy of being a broad range financial services provider by opening up a new asset category.

Outlook:

With improvement in the environment on the back of several steps taken by the government as well as the monsoon, we expect that the disbursements will show improvement. We also expect continued improvement in the margins on the expectations of stable to improving interest environment.

Summary of performance of Subsidiaries –

Rs. Cr	L&T Finance		L&T Fincorp		L&T Infra		L&T Invest. Mgmt	
	H1 FY 13	H1 FY 12	H1 FY 13	H1 FY 12	H1 FY 13	H1 FY 12	H1 FY 13	H1 FY 12
Disbursements	6,996	6,959	63	-	1,841	2,847		
Loans & Advances (Gross)	14,417.76	12,347.00	1208.79	254.50	12,037.25	9140.34		
Total Income	1,009.45	810.17	90.83	13.26	767.32	540.93	4.38	8.07
NIM	388.19	325.05	21.40	3.96	287.38	194.30		
Operating Cost	193.20	155.68	2.07	0.02	36.29	19.94	20.50	18.42
Credit Costs	89.55	71.18	2.37	10.78	43.86	5.21		
PAT	97.80	90.72	16.13	4.53	156.67	134.28	(16.12)	(10.35)

L&T Finance Holdings Limited

Corporate Office:
8th Floor, City 2 Plot No 177, CST Road,
Near Bandra Kurla Telephone Exchange
Kalina, Santacruz (East) Mumbai - 400098

Registered Office:
L&T House, N. M. Marg
Ballard Estate
Mumbai 400 001, India



L&T Finance Holdings

About L&T Finance Holdings:

L&TFH is a financial holding company offering a diverse range of financial products and services across the corporate, retail and infrastructure finance sectors, as well as mutual fund products and investment management services, through its direct and indirect wholly-owned subsidiaries, namely, L&T Finance Limited (L&T Finance), L&T Infrastructure Finance Company Limited (L&T Infra), L&T Investment Management Limited (L&T Mutual Fund), and L&T FinCorp Limited. It is registered with the RBI as an NBFC-ND-SI, and has applied to the RBI for registration as a CIC-ND-SI. L&TFH is promoted by Larsen & Toubro Limited (L&T), one of the leading companies in India, with interests in engineering, construction, electrical & electronics manufacturing & services, IT and financial services.

Notes:

Loans & Advances is gross of provisions.

For Details Contact Brijesh Kutty (9920460901), Adfactors PR

L&T Finance Holdings Limited

Corporate Office:
8th Floor, City 2 Plot No 177, CST Road,
Near Bandra Kurla Telephone Exchange
Kalina, Santacruz (East) Mumbai - 400098

Registered Office:
L&T House, N. M. Marg
Ballard Estate
Mumbai 400 001, India